

Series	Center	Page
1007	50 mil / 1.27 mm	29
1007.50	50 mil / 1.27 mm	30
1007.60	50 mil / 1.27 mm	31
1007.70	50 mil / 1.27 mm	32
1010	75 mil / 1.91 mm	33
1010.50	75 mil / 1.91 mm	34
1011	75 mil / 1.91 mm	35
1015	100 mil / 2.54 mm	36
1015.50	100 mil / 2.54 mm	37
1016	100 mil / 2.54 mm	38
1018	100 mil / 2.54 mm	39
1018.06	100 mil / 2.54 mm	40

Standard Test Probes for Center ≤ 100 mil / ≤ 2.54 mm

The Test Probe series up to 100 mil consist of models with different sizes, travel and extension heights. This wide range of products allows multi-purpose use such as the testing of assembled components (in-circuit test or function test) or in other applications – wherever a flexible electrical connection is required.



Series 1007

- Universal field of application
- Compact design
- Short travel
- Contacting of assembled PCBs

Mechanical Data

Center	1.27 mm / 50 mil
Full Travel	2.80 mm
Working Travel	2.40 mm
Pre-Loaded Spring Force	0.25/ 0.25/ 0.40 N
Spring Force at Working Travel	0.70/ 1.00/ 1.70 N

Electrical Data

Max. Current Rating	1.0 A
Typical Continuity Resistance	≤ 30 mOhm

Materials

Barrel	Bronze, gold plated
Spring	Spring Steel, gold plated
Plunger	Steel, CuBe
Receptacle	Bronze, gold plated

Recommended Diameter of Drill

HP 2361.1 (Trolitax)	0.86 mm
with pressed-in Ring	0.93 mm
HGW 2372 (Glass filled Material)	0.88 mm
with pressed-in Ring	0.94 mm

Tip Style · Diameter · Plating

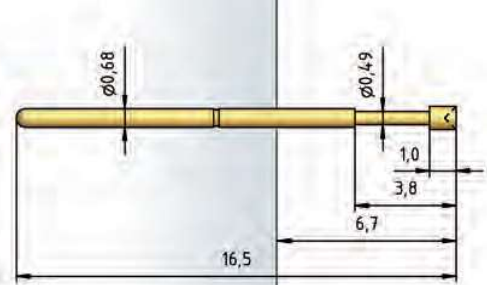


A	B	C	D	D
0.90 Au	0.49C Au	0.90C Au	0.49 Au	0.85C Au

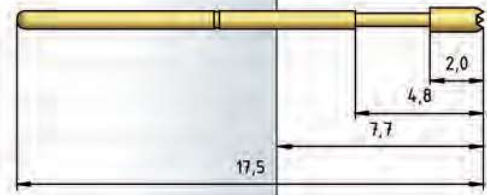


H
0.90 Au
1.50 Au

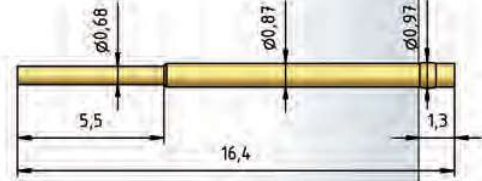
1007



1007-C/H



H 1007 C



H 1007 L



How to Order

1007 - A - 0.7 N - Au - 0.9 C

1 2 3 4 5 6

1. Series
2. Tip Style
3. Spring Force
4. Tip Plating
5. Tip Diameter
6. Tip Material (only for CuBe)

Series 1007.50

- Universal field of application
- Compact design
- Short travel
- Contacting of assembled PCBs

Tip Style · Diameter · Plating



G3
0.51 Rh

Mechanical Data

Center	1.27 mm / 50 mil
Full Travel	2.00 mm
Working Travel	1.35 mm
Pre-Loaded Spring Force	0.35 N
Spring Force at Working Travel	0.75 N

Electrical Data

Max. Current Rating	3.0 A
Typical Continuity Resistance	≤ 75 mOhm

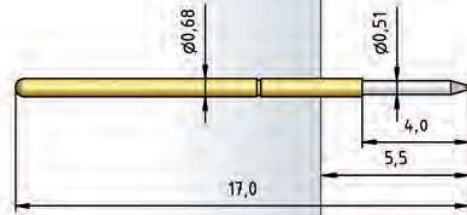
Materials

Barrel	Bronze, gold plated
Spring	Spring Steel, gold plated
Plunger	Steel, rhodium plated
Receptacle	Bronze, gold plated

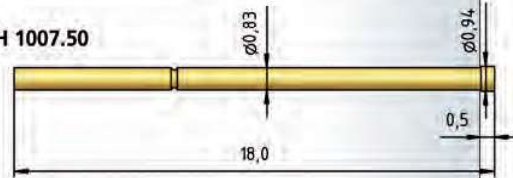
Recommended Diameter of Drill

HP 2361.1 (Trolitax)	0.84 mm
HGW 2372 (Glass filled Material)	0.86 mm

1007.50



H 1007.50



How to Order

1007 .50 - G3 - 0.75 N - Rh - 0.51

1. Series 2. Variant 3. Tip Style 4. Spring Force 5. Tip Plating 6. Tip Diameter

Series 1007.60

- Universal field of application
- Compact design
- Short travel
- Contacting of assembled PCBs

Tip Style · Diameter · Plating



B	E	G3	K
0.50C Rh	0.80C Rh	0.50C Rh	0.90C Rh

Mechanical Data

Center	1.27 mm / 50 mil
Full Travel	2.54 mm
Pre-Loaded Spring Force	0.20/ 0.30 N
Spring Force at Full Travel	0.80/ 1.50 N

Electrical Data

Max. Current Rating	3.0 A
Typical Continuity Resistance	≤ 50 mOhm

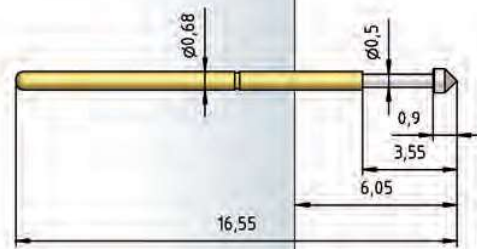
Materials

Barrel	Bronze, gold plated
Spring	Spring Steel, gold plated
Plunger	CuBe, rhodium plated
Receptacle	Bronze, gold plated
Wire AWG 32 (Blue)	Copper, silver plated, insulated

Recommended Diameter of Drill

HP 2361.1 (Trolitax)	0.87 mm
with pressed-in Ring	0.95 mm
HGW 2372 (Glass filled Material)	0.87 mm
with pressed-in Ring	0.95 mm

1007.60



H 1007.60 V700



How to Order

1007 .60 - K - 0.8 N - Rh - 0.9 C
 1 2 3 4 5 6 7

1. Series 2. Variant 3. Tip Style 4. Spring Force 5. Tip Plating 6. Tip Diameter
 7. Tip Material (only for CuBe)

Series 1007.70

- Universal field of application
- Compact design
- Short travel
- Contacting of assembled PCBs

Tip Style · Diameter · Plating



B	C	D
0.53C Au	0.89C Au	0.89C Au

Mechanical Data

Center	1.27 mm / 50 mil
Full Travel	1.27 mm
Pre-Loaded Spring Force	0.17/ 0.40/ 0.50 N
Spring Force at Full Travel	0.35/ 0.90/ 1.40 N

Electrical Data

Max. Current Rating	3.0 A
Typical Continuity Resistance	≤ 25 mOhm

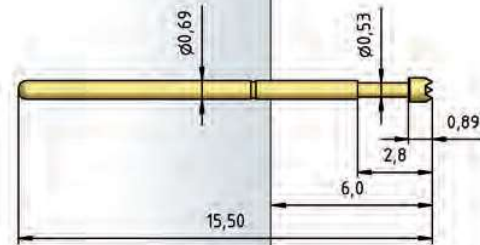
Materials

Barrel	Bronze, gold plated
Spring	Stainless Steel, Spring Steel, gold plated
Plunger	CuBe, gold plated
Receptacle	Bronze, gold plated
Wire AWG 32 (Blue)	Copper, silver plated, insulated

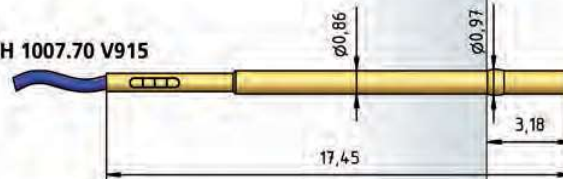
Recommended Diameter of Drill

HP 2361.1 (Trolitax)	0.87 mm
with pressed-in Ring	0.95 mm
HGW 2372 (Glass filled Material)	0.87 mm
with pressed-in Ring	0.95 mm

1007.70



H 1007.70 V915



How to Order

1007 .70 - C - 0.35 N - Au - 0.89 C

1. Series 2. Variant 3. Tip Style 4. Spring Force 5. Tip Plating 6. Tip Diameter
7. Tip Material (only for CuBe)

Series 1010

- Universal field of application
- Compact design
- Short travel
- Contacting of assembled PCBs

Mechanical Data

Center	1.91 mm / 75 mil
Full Travel	3.00 mm
Working Travel	2.40 mm
Pre-Loaded Spring Force	0.20 N
Spring Force at Working Travel	0.80 N

Electrical Data

Max. Current Rating	2.0 A
Typical Continuity Resistance	≤ 20 mOhm

Materials

Barrel	Bronze, gold plated
Spring	Stainless Steel, gold plated
Plunger	Steel, CuBe
Receptacle	Bronze, gold plated

Recommended Diameter of Drill

HP 2361.1 (Trolitax)	1.30 mm
with pressed-in Ring	1.46 mm
HGW 2372 (Glass filled Material)	1.32 mm
with pressed-in Ring	1.47 mm

Tip Style · Diameter · Plating



A	B	B1	C	D
1.50 Au	0.45 Au/Ni	0.70 Au	1.50C Au	0.50 Au

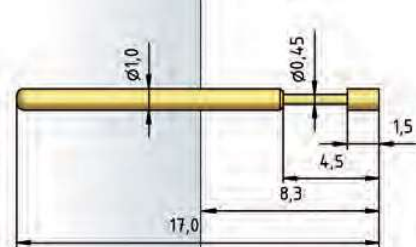


D	D2	D2	DF	F
0.65 Au 1.00 Au	0.40 Au	0.60 Au	1.00 Au	1.00 Au 1.50 Ni

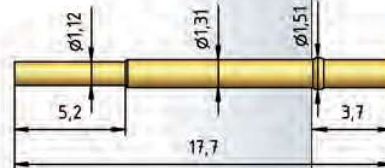


G	H
1.50 Rh	1.50 Ni

1010



H 1010 C



H 1010 L



H 1010 W



How to Order

1010 - A - 0.8 N - Au - 1.5

1. Series 2. Tip Style 3. Spring Force 4. Tip Plating 5. Tip Diameter

Series 1010.50

- Universal field of application
- Compact design
- Short travel
- Contacting of assembled PCBs

Tip Style · Diameter · Plating



A	B	G3	K
0.72C Rh	0.72C Rh	0.72C Rh	1.30C Rh 1.50C Rh

Mechanical Data

Center	1.91 mm / 75 mil
Full Travel	2.54 mm
Pre-Loaded Spring Force	0.18/ 0.32 N
Spring Force at Full Travel	0.80/ 1.25 N

Electrical Data

Max. Current Rating	3.0 A
Typical Continuity Resistance	≤ 50 mOhm

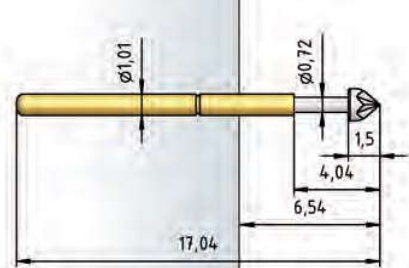
Materials

Barrel	Bronze, gold plated
Spring	Stainless Steel, unplated
Plunger	CuBe, rhodium plated
Receptacle	Bronze, gold plated

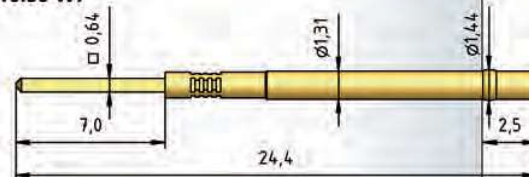
Recommended Diameter of Drill

HP 2361.1 (Trolitax)	1.30 mm
with pressed-in Ring	1.40 mm
HGW 2372 (Glass filled Material)	1.31 mm
with pressed-in Ring	1.41 mm

1010.50



H 1010.50 W7



H 1010.50 W9



H 1010.50 WT9



How to Order

1010 .50 - K - 1.25 N - Rh - 1.5 C
 1 2 3 4 5 6 7

1. Series 2. Variant 3. Tip Style 4. Spring Force 5. Tip Plating 6. Tip Diameter
 7. Tip Material (only for CuBe)

Series 1011

- Universal field of application
- Compact design
- Short travel
- Contacting of assembled PCBs

Tip Style · Diameter · Plating



A

0.72C Rh

Mechanical Data

Center	1.91 mm / 75 mil
Full Travel	4.20 mm
Pre-Loaded Spring Force	0.30/ 0.30 N
Spring Force at Full Travel	1.10/ 1.50 N

Electrical Data

Max. Current Rating	3.0 A
Typical Continuity Resistance	≤ 50 mOhm

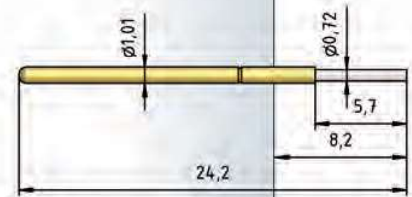
Materials

Barrel	Bronze, gold plated
Spring	Stainless Steel, coated
Plunger	CuBe, rhodium plated
Receptacle	Bronze, gold plated

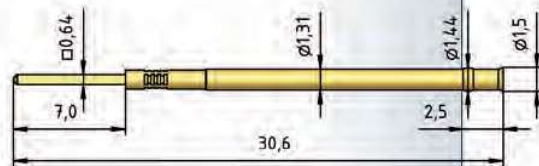
Recommended Diameter of Drill

HP 2361.1 (Trolitax)	1.30 mm
with pressed-in Ring	1.40 mm
HGW 2372 (Glass filled Material)	1.31 mm
with pressed-in Ring	1.41 mm

1011



H 1011 WT7



H 1011 WT9



How to Order

1011 - A - 1.1 N - Rh - 0.72 C
 1 2 3 4 5 6

1. Series 2. Tip Style 3. Spring Force 4. Tip Plating 5. Tip Diameter
 6. Tip Material (only for CuBe)

Series 1015

- Universal field of application
- Contacting of assembled PCBs
- Wide variety of types

Mechanical Data

Center	2.54 mm / 100 mil
Full Travel	4.40 mm
Working Travel	3.50 mm
Pre-Loaded Spring Force	0.25/ 0.40/ 0.40/ 0.30/ 0.70/ 0.60 N
Spring Force at Working Travel	0.70/ 1.00/ 1.50/ 1.70/ 2.50/ 3.00 N

Electrical Data

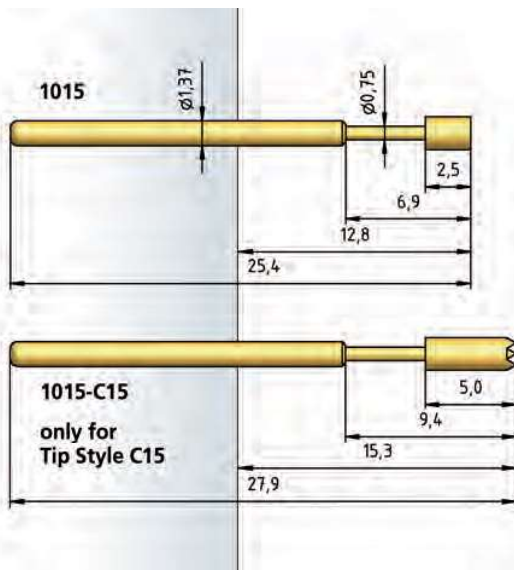
Max. Current Rating	3.0 A
Typical Continuity Resistance	≤ 30 mOhm

Materials

Barrel	Bronze, gold plated
Spring	Spring Steel, gold plated
Plunger	Steel, CuBe
Receptacle	Bronze, gold plated

Recommended Diameter of Drill

HP 2361.1 (Trolitax)	1.67 mm
with pressed-in Ring	1.75 mm
HGW 2372 (Glass filled Material)	1.69 mm
with pressed-in Ring	1.76 mm



How to Order

1015 - C - 1.5 N - Au - 1.8 C
 1 2 3 4 5 6

- Series
- Tip Style
- Spring Force
- Tip Plating
- Tip Diameter
- Tip Material (only for CuBe)

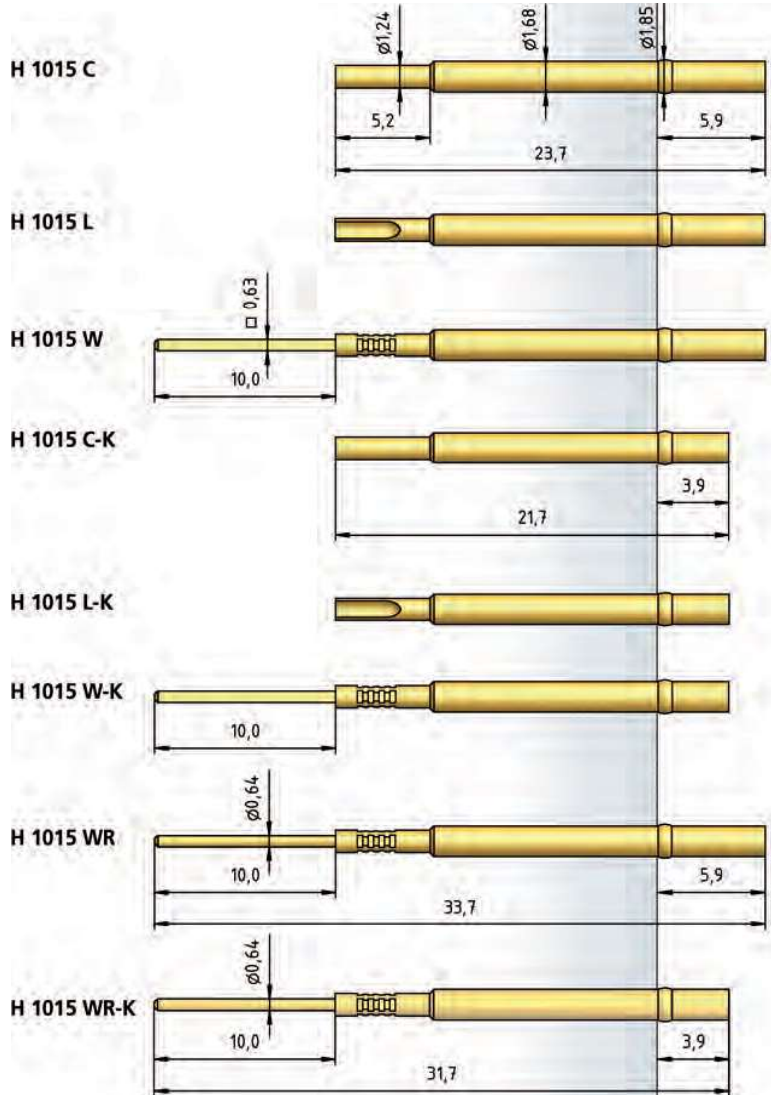
Tip Style · Diameter · Plating

A	B	BS	C	C15
1.80 Au/Ni	0.75 Au/Rh/Ni	0.38 Au	1.00 Au 1.30C Au 1.80C Au/Ni	1.80 Au

C15	C2S	D	D	E
0.90/1.37 Au/HTK	1.20/1.80 Au/HTK	0.50 Ni 0.65C Au/Ni 0.75 Au/Rh	1.25 Au/Ni	1.80 Au/Ni

F	F	G	H	K
0.75 Rh	1.50C Au 1.80 Rh	1.30 Rh 1.80 Au/Ni	1.30 Rh 1.80 Au 3.00 Rh	1.80 Au/Ni

Q
0.75C Au



Series 1015.50

- Universal field of application
- Contacting of assembled PCBs

Mechanical Data

Center	2.54 mm / 100 mil
Full Travel	4.20 mm
Pre-Loaded Spring Force	0.35/ 0.50/ 0.70 N
Spring Force at Full Travel	1.00/ 1.50/ 2.50 N

Electrical Data

Max. Current Rating	3.0 A
Typical Continuity Resistance	≤ 50 mOhm

Materials

Barrel	Bronze, gold plated
Spring	Stainless Steel, unplated
Plunger	CuBe, rhodium plated
Receptacle	Bronze, gold plated

Recommended Diameter of Drill

HP 2361.1 (Trolitax)	1.66 mm
with pressed-in Ring	1.81 mm
HGW 2372 (Glass filled Material)	1.67 mm
with pressed-in Ring	1.82 mm

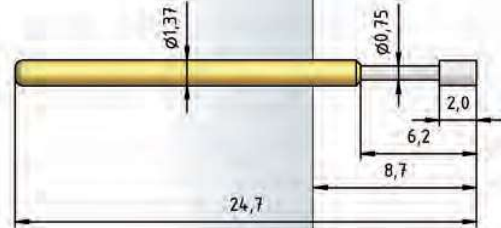
Tip Style · Diameter · Plating



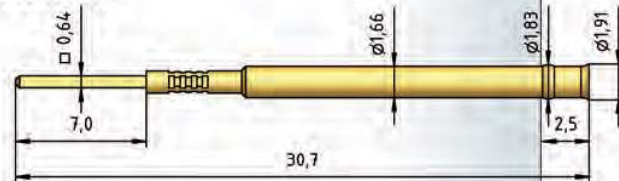
A

1.35C Rh

1015.50



H 1015.50 WT7



H 1015.50 WT9



How to Order

1015 .50 - A - 1.5 N - Rh - 1.35 C

1. Series 2. Variant 3. Tip Style 4. Spring Force 5. Tip Plating 6. Tip Diameter
7. Tip Material (only for CuBe)

Series 1016

- Universal field of application
- Contacting of assembled PCBs

Mechanical Data

Center	2.54 mm / 100 mil
Full Travel	4.40 mm
Working Travel	3.50 mm
Pre-Loaded Spring Force	0.40/ 0.70/ 0.90 N
Spring Force at Working Travel	1.50/ 2.25/ 3.00 N

Electrical Data

Max. Current Rating	3.0 A
Typical Continuity Resistance	≤ 30 mOhm

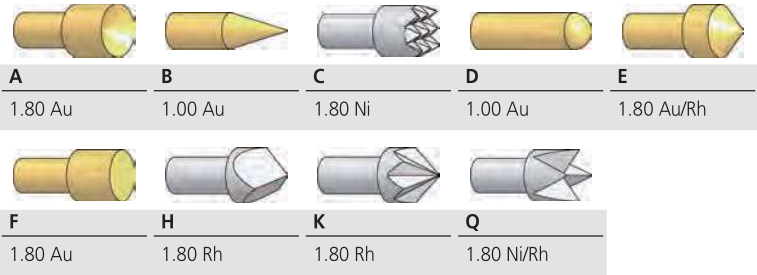
Materials

Barrel	Bronze, gold plated
Spring	Spring Steel, gold plated
Plunger	Steel
Receptacle	Bronze, gold plated

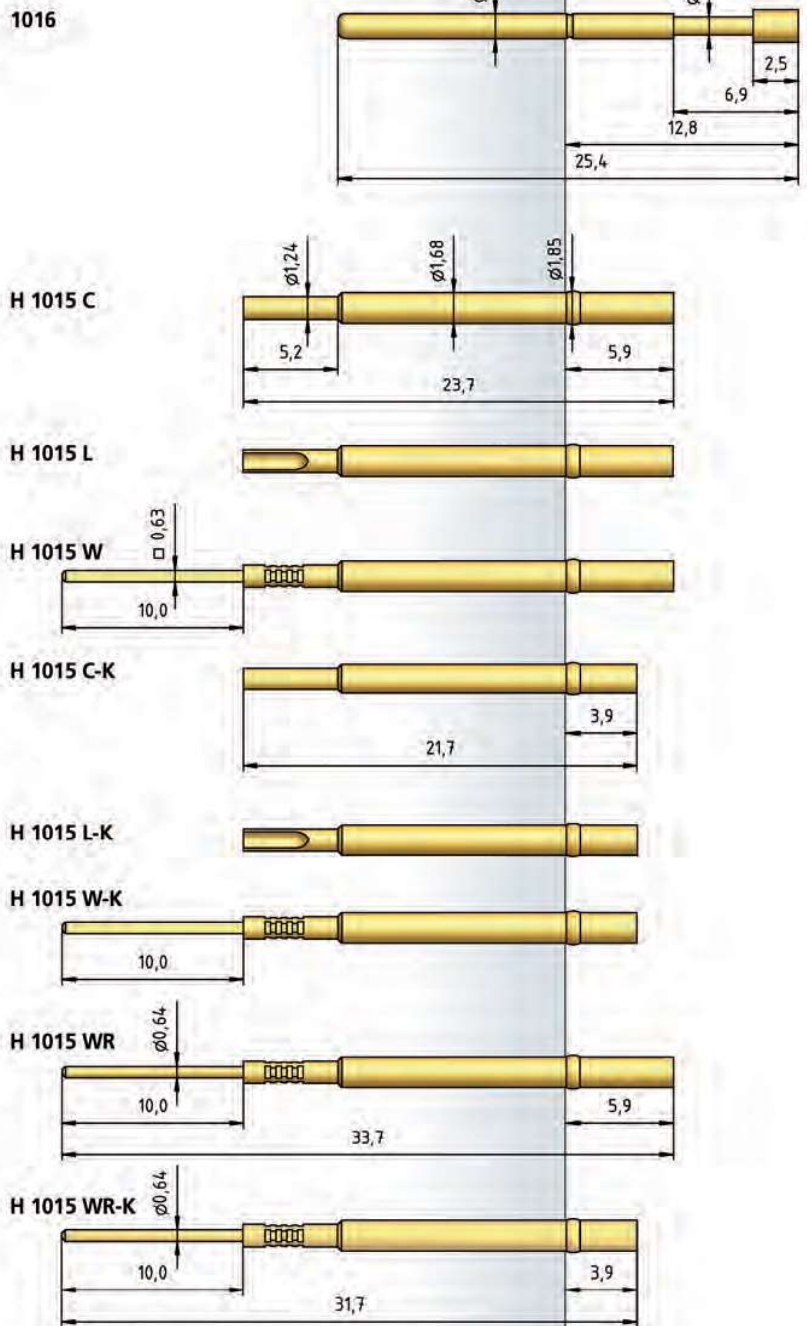
Recommended Diameter of Drill

HP 2361.1 (Trolitax)	1.67 mm
with pressed-in Ring	1.75 mm
HGW 2372 (Glass filled Material)	1.69 mm
with pressed-in Ring	1.76 mm

Tip Style · Diameter · Plating



1016



How to Order

1016 - C - 1.5 N - Au - 1.8
 1 2 3 4 5

1. Series 2. Tip Style 3. Spring Force 4. Tip Plating 5. Tip Diameter

Series 1018

- Universal field of application
- Contacting of assembled PCBs

Mechanical Data

Center	2.54 mm / 100 mil
Full Travel	4.40 mm
Working Travel	3.50 mm
Pre-Loaded Spring Force	0.40/ 0.70/ 0.90 N
Spring Force at Working Travel	1.50/ 2.25/ 3.00 N

Electrical Data

Max. Current Rating	3.0 A
Typical Continuity Resistance	≤ 30 mOhm

Materials

Barrel	Bronze, gold plated
Spring	Spring Steel, gold plated
Plunger	Steel
Receptacle	Bronze, gold plated

Recommended Diameter of Drill

HP 2361.1 (Trolitax)	1.67 mm
with pressed-in Ring	1.75 mm
HGW 2372 (Glass filled Material)	1.69 mm
with pressed-in Ring	1.76 mm

How to Order

1018 - **K** - **1.5 N** - **Ni** - **1.9**
 1 2 3 4 5

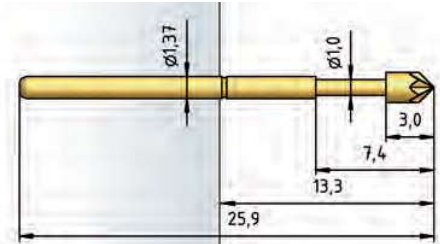
1. Series 2. Tip Style 3. Spring Force 4. Tip Plating 5. Tip Diameter

Tip Style · Diameter · Plating

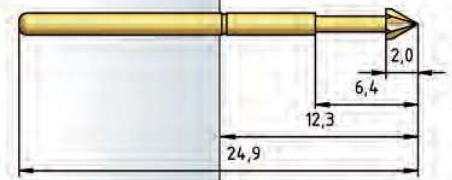


K	K6	TA
1.90 Ni	1.90 Ni	1.20 Rh
2.50 Rh		1.90 Rh
3.50 Ni		


1018




1018-K6



H 1015 C



H 1015 L



H 1015 W



H 1015 C-K



H 1015 L-K



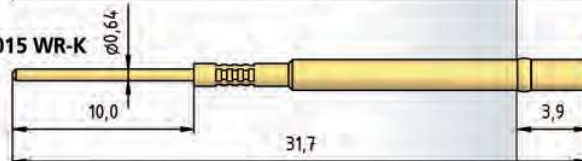
H 1015 W-K



H 1015 WR



H 1015 WR-K



Series 1018.06

- Universal field of application
- Contacting of assembled PCBs

Mechanical Data

Center	2.54 mm / 100 mil
Full Travel	4.10 mm
Working Travel	2.70 mm
Pre-Loaded Spring Force	0.60 N
Spring Force at Working Travel	1.80 N

Electrical Data

Max. Current Rating	3.0 A
Typical Continuity Resistance	≤ 30 mOhm

Materials

Barrel	Bronze, gold plated
Spring	Spring Steel, gold plated
Plunger	Steel
Receptacle	Bronze, gold plated

Recommended Diameter of Drill

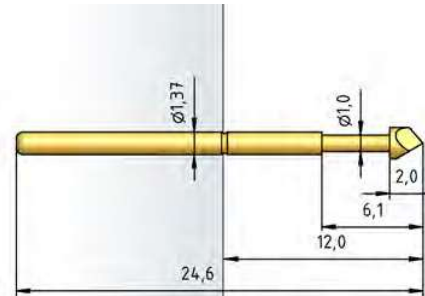
HP 2361.1 (Trolitax)	1.67 mm
with pressed-in Ring	1.75 mm
HGW 2372 (Glass filled Material)	1.69 mm
with pressed-in Ring	1.76 mm

Tip Style · Diameter · Plating




G6	H6
1.54 Au	1.90C Au

1018.06



H 1015 C



H 1015 L



H 1015 W



H 1015 C-K



H 1015 L-K



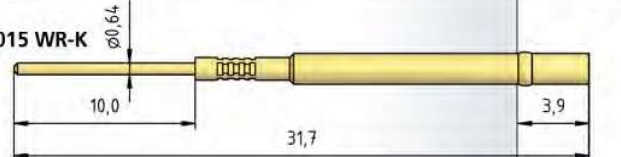
H 1015 W-K



H 1015 WR



H 1015 WR-K



How to Order

1018 .06 - H6 - 1.0 N - Au - 1.9 C

1. Series 2. Variant 3. Tip Style 4. Spring Force 5. Tip Plating 6. Tip Diameter 7. Tip Material (only for CuBe)

the 1990s, the incidence of dengue fever has increased in many tropical and subtropical regions, including Hong Kong [1].

There are four species of dengue virus, *D. mosquito*, *D. sarsifitii*, *D. albopictus* and *D. quinque-maculatus*, which are transmitted by the mosquito *Aedes albopictus*. The mosquito is a common pest in Hong Kong, and is responsible for the transmission of dengue fever. The mosquito is a common pest in Hong Kong, and is responsible for the transmission of dengue fever.

The mosquito is a common pest in Hong Kong, and is responsible for the transmission of dengue fever. The mosquito is a common pest in Hong Kong, and is responsible for the transmission of dengue fever. The mosquito is a common pest in Hong Kong, and is responsible for the transmission of dengue fever.

The mosquito is a common pest in Hong Kong, and is responsible for the transmission of dengue fever. The mosquito is a common pest in Hong Kong, and is responsible for the transmission of dengue fever. The mosquito is a common pest in Hong Kong, and is responsible for the transmission of dengue fever.

The mosquito is a common pest in Hong Kong, and is responsible for the transmission of dengue fever. The mosquito is a common pest in Hong Kong, and is responsible for the transmission of dengue fever. The mosquito is a common pest in Hong Kong, and is responsible for the transmission of dengue fever.

The mosquito is a common pest in Hong Kong, and is responsible for the transmission of dengue fever. The mosquito is a common pest in Hong Kong, and is responsible for the transmission of dengue fever. The mosquito is a common pest in Hong Kong, and is responsible for the transmission of dengue fever.

The mosquito is a common pest in Hong Kong, and is responsible for the transmission of dengue fever. The mosquito is a common pest in Hong Kong, and is responsible for the transmission of dengue fever. The mosquito is a common pest in Hong Kong, and is responsible for the transmission of dengue fever.

The mosquito is a common pest in Hong Kong, and is responsible for the transmission of dengue fever. The mosquito is a common pest in Hong Kong, and is responsible for the transmission of dengue fever. The mosquito is a common pest in Hong Kong, and is responsible for the transmission of dengue fever.

The mosquito is a common pest in Hong Kong, and is responsible for the transmission of dengue fever. The mosquito is a common pest in Hong Kong, and is responsible for the transmission of dengue fever. The mosquito is a common pest in Hong Kong, and is responsible for the transmission of dengue fever.