

Sunday	Monday	Tuesday	Wednesday	Thursday	Friday	Saturday
<b>November 30</b> First Sunday of Advent I will spend a few extra minutes in prayer today.	<b>December 1</b> I will do my work well today and with joy for God.	<b>2</b> I will obey my parents, my teachers, and others in charge of me.	<b>3</b> <a href="#"><i>St. Francis Xavier</i></a> I will do some work for my parents to help them rest after a day of work.	<b>4</b> I will be a peacemaker today in school and at home.	<b>5</b> I will eat more of what is good for me today and less of what is not.	<b>6</b> <a href="#"><i>St. Nicholas</i></a> I will donate like-new toys and books I've outgrown to needy families.
<b>7</b> Second Sunday of Advent I will secretly do a kind act for someone.	<b>8</b> <a href="#"><i>Immaculate Conception of Mary</i></a> I will honor Mary in a very special way today by being cheerful.	<b>9</b> <a href="#"><i>St. Juan Diego</i></a> I will try to be more thoughtful of others.	<b>10</b> <a href="#"><i>Our Lady of Loreto</i></a> I will find a quiet place and sit for a few minutes, just letting God love me.	<b>11</b> I will try to show special love for someone who seems unhappy or lonely.	<b>12</b> <a href="#"><i>Feast of Our Lady of Guadalupe</i></a> I will ask Mary to help me make room for Jesus in my heart.	<b>13</b> <a href="#"><i>St. Lucy</i></a> I will be satisfied with the things I have instead of asking my family for more.
<b>14</b> Third Sunday of Advent I will try to be patient today.	<b>15</b> I will thank God for all he gives to me.	<b>16</b> I will work hard today and do my best.	<b>17</b> I will keep calm and not lose my temper when I am pushed or treated rudely.	<b>18</b> I will make a special effort to be kind to those I find it hard to like.	<b>19</b> I will be helpful at home these last days before Jesus' birthday.	<b>20</b> I will speak kindly to all I meet today.
<b>21</b> Fourth Sunday of Advent I will be kind in a special way to someone I do not like much.	<b>22</b> I will not complain today, even if I must do things I do not want to do.	<b>23</b> I will give a smile to all I meet today.	<b>24</b> I welcome Jesus with great love and offer him all the good acts I have performed and the prayers I have said during Advent.	<b>25</b> MERRY CHRISTMAS!		
<b>ADVENT</b> <b>2025</b>					May Christ our Savior bring light into the darkness of this world, and to us, as we wait for his coming.	
					<b>LOYOLA PRESS.</b> A JESUIT MINISTRY Copyright © LOYOLAPRESS.	



## Ideas for the Home

### *Family Handout*


Sharing with others is what makes Advent and Christmas joyous.

Advent, a word meaning “arrival,” was once a period of repentance and preparation for Baptisms that took place on the feast of the Epiphany. It is a season of hope as well as a time to search our hearts in preparation for rededicating our lives to Christ. The readings we hear at daily and Sunday Masses remind us of the great yearning Israel had for the Messiah. We too “wait in joyful hope for the coming of our Savior, Jesus Christ.” Our waiting, though, is active rather than passive. We take action by serving others, spending additional time in prayer, reading Scripture, and participating in the Sacrament of Penance and Reconciliation to prepare our hearts for the coming of Christ.



**Be a surrogate family.** The Advent and Christmas seasons are full of opportunities for joyous gatherings. For those who cannot be with their families—for example, international students—this time of year can be rather lonely. Is there someone you know who doesn’t have family in the area? Invite him or her to share in your family’s holiday activities.

**Show your appreciation.** This is a great time of year to give attention and thanks to those who care for abused children, the developmentally disabled, the elderly, and others. Caregivers often have very difficult jobs. Bake cookies or other holiday treats and take them to a charity as a surprise. Also show appreciation to someone who makes your life easier every day, such as a kind shopkeeper or a cheerful mail carrier.



*Continued on next page*




## Ideas for the Home *(continued)*

### *Family Handout*

#### **Understand the symbol of the Christmas tree.**

As you decorate your tree, think about what each decoration means. The tree itself is evergreen, even in winter. This reminds us that Jesus' love for the world will never die or get old; it is eternal. The lights symbolize Christ, the Light of the World. He is there to light even our darkest despair. Is there snow under your tree? God makes every snowflake different just as every person is different. Each person is special to God. The angel ornament is like the angels who visited the shepherds to tell them about Jesus in the manger. The star at the top of the tree is the star that showed the Magi the way to the stable. All the colors on the tree make it beautiful. God made the world beautiful by creating people of all races and cultures. The tree says a lot of things about the season.




#### **Understand the symbol of the candy cane.**

Many years ago a candy maker created a piece of candy that told the story of Jesus' birth, passion, and death. The white stripes stand for Jesus' sinless humanity and purity. The small red stripes stand for his scourging at the pillar on Good Friday. The large red stripe stands for the blood he shed on the cross. The shape is that of the shepherd's crook of the Good Shepherd, and upside down the candy cane is the letter J for Jesus.

#### **Use an Advent calendar to celebrate the season with the whole Church.**

An Advent calendar is included in the Take-Home Kit so that you can accompany the worldwide Catholic Church on its journey through Advent. Saints, Scripture readings, and special prayers of the season will join you with God's people, past and present!





## Advent Wreath Activity Center

### *Family Handout*

Adults and children will learn the meaning of the Advent wreath and create one for home use.

#### **Instructions:**

- ✦ Gather the following items: a Styrofoam circle, four candles (three purple and one pink), evergreen branches, and ribbon for trim.
- ✦ Write your name on the bottom of the Styrofoam circle.
- ✦ Imagining that the circle is a compass, place one candle at north, one at south, one at east, and one at west.
- ✦ Arrange the evergreens around the circle, attaching them to the Styrofoam. Decorate with ribbons.



#### **The Story of the Advent Wreath**

Advent wreaths were originally part of folk traditions of Northern Europe. Wreaths of evergreens were decorated with candles to symbolize life and light during the dark months of winter. Legend has it that Saint Boniface first gave the wreath its Christian meaning in the eighth century, and we have been using these wreaths as part of our Advent preparation ever since.

The circle of the wreath, which has no beginning or end, symbolizes the eternity of God. The evergreens signify continuous life. Each of the four candles represents one of the Sundays of Advent. The purple candles represent the prayer, penance, preparation, and good works we are called to do during Advent. The color purple signifies the “royalty” of Jesus Christ.

The pink candle is lit on the Third Sunday of Advent, which is the Sunday of rejoicing. The light of the candles reminds us that Jesus comes into the darkness of our lives to bring newness, life, and hope. We gradually add more light each Sunday until Christ, our Light, comes at Christmas.





## Blessing the Advent Wreath

### *Family Handout*

Many families begin Advent with a short prayer service to bless the Advent wreath. On the first Sunday of Advent, you may wish to use the following prayer service to bless the wreath you have made.

To prepare, choose one person to lead the service and another to read aloud from Scripture. Open the Bible to Philippians 4:4–7. (*Other good Advent passages are Isaiah 11:1–4, Isaiah 61:1–2, Mark 1:1–8, and James 5:7–10.*)

*Place the Advent wreath on a table and have your family gather around it. Lower the lights to create an appropriate atmosphere for the blessing. Light a single candle for the first week of Advent.*

**Leader:** This week we begin the season of Advent, when the days grow short and darkness closes in. We are preparing to celebrate at Christmas the birth of Jesus, who is the light of the world.

*(Pause a few moments and then pray the Sign of the Cross.)*

**Leader:** Lord God, bless this wreath and bless us as well. May this wreath remind us of the hope and joy that Jesus brings to the world. We ask this through Christ our Lord.

**All:** Amen.

**Reader:** A reading from Paul's letter to the Philippians:

Rejoice in the Lord always. I shall say it again: rejoice! Your kindness should be known to all. The Lord is near. Have no anxiety at all, but in everything, by prayer and petition, with thanksgiving, make your requests known to God. Then the peace of God that surpasses all understanding will guard your hearts and minds in Christ Jesus.

*Philippians 4:4–7*

**Reader:** The Word of the Lord.

**All:** Thanks be to God.

**All:** Amen.

*(Pray the Lord's Prayer and continue with the prayer for the First Week of Advent.)*







# Blessing the Family Christmas Tree

Before Christianity came to be, trees that remained green all year round warded off evil spirits and were special to people during the winter. It wasn't until the sixteenth century in Germany that trees were brought inside and decorated. When does the Christmas tree go up in your home or parish? Continue the tradition by gathering together and blessing this special symbol.

You may bless the tree as soon as you put it up, or you can wait until after you have decorated it. When you are ready to do the blessing, gather everyone around the tree and designate someone to lead the following prayer.

You will need water or holy water (if available) to celebrate this blessing.

**Leader:** Loving God, we stand before you once again. We stand here ready to celebrate the birth of your son, Jesus.

(Have everyone extend a hand in a gesture of blessing. Sprinkle water or holy water on the tree while praying the following prayer.)

**Leader:** Bless this tree, this sign of life and freshness and perseverance in our midst. It stands as a reminder that you are born anew in us each day. Bless our family and friends as we celebrate this joyous season. Keep us safe in our travels, kind in our conversations, and gracious in our giving and receiving. We ask you this in confidence, because we know you love us.

**All:** Amen.


(Join in singing a favorite Christmas carol, such as "O Christmas Tree" or "Joy to the World.")



# Advent Word Search Puzzle



See if you can find the Advent words in the puzzle below!



advent

christmas

gifts

calendar

decorate

cards

shopping

cooking

cookies

friends

snowman

santa

tree

lights

bells

carols







Color the picture, then each day color one star beginning with number one.  
(You could also use star stickers instead of coloring the stars.)

[Sermons4Kids.com](https://www.sermons4kids.com)

## The Gift of Mary

Jesus' mother Mary received many gifts from God. As a good steward, she was able to use her gifts to take care of Jesus, help him grow and then let him go to do God's will. We honor the gift of Mary and her great faith in God. We look to her life to show us how to live. We pray to Mary for help and strength as we too try to live as good stewards.


**Color the picture of Jesus and Mary below. Then fill in just some of the God-given gifts Mary used and shared to take care of Jesus as his Mother.**

F \_ I \_ H

\_ O V \_

T \_ U \_ T

\_ A R \_ N \_



H O \_ \_

\_ R A Y \_ \_

C \_ U \_ A G \_


\_ E A \_ H \_ N G

Answers: FAITH; LOVE; TRUST; CARING; HOPE; PRAYER; COURAGE; TEACHING

Name: \_\_\_\_\_

# 1<sup>ST</sup> Week of Advent

# HOPE



Dear Jesus,

My gift to you this week


is \_\_\_\_\_  
\_\_\_\_\_  
\_\_\_\_\_

Love,  
\_\_\_\_\_

Name: \_\_\_\_\_

## 2<sup>nd</sup> Week of Advent

# PEACE



Dear Jesus,

My gift to you this week

is \_\_\_\_\_  
\_\_\_\_\_

Love,


\_\_\_\_\_



Name: \_\_\_\_\_

# 3<sup>rd</sup> Week of Advent

# JOY



Dear Jesus,

My gift to you this week

is \_\_\_\_\_  
\_\_\_\_\_  
\_\_\_\_\_  
\_\_\_\_\_

Love,


\_\_\_\_\_



Name: \_\_\_\_\_

# 4<sup>th</sup> Week of Advent

# LOVE



Dear Jesus,

My gift to you this week

is \_\_\_\_\_  
\_\_\_\_\_  
\_\_\_\_\_  
\_\_\_\_\_

Love,  
\_\_\_\_\_



# My Good Deed of the Day Chart



1st	Today I
2nd	Today I
3rd	Today I
4th	Today I
5th	Today I
6th	Today I
7th	Today I
8th	Today I
9th	Today I
10th	Today I
11th	Today I
12th	Today I







# My Good Deed of the Day Chart



13th	Today I
14th	Today I
15th	Today I
16th	Today I
17th	Today I
18th	Today I
19th	Today I
20th	Today I
21st	Today I
22nd	Today I
23rd	Today I
24th	Today I

