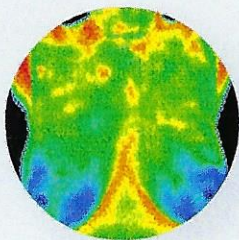




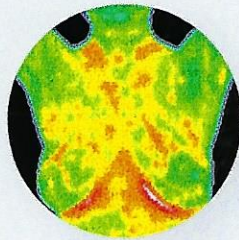
SAFER, HEALTHIER BREAST SCREENING

No radiation - Medical Infrared Thermal Imaging

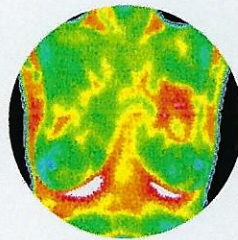
- Thermal Imaging can track early changes in breast tissue up to eight years before a mammogram.
- FDA registered.
- Safe, painless, non-invasive.
- Medical Infrared Thermal Imaging makes a *first glance* possible, offering the best and possibly only chance for prevention.
- Early screening of risks allows you to find balance through nutrition, supplements and herbal therapy.



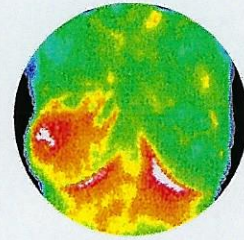
Normal



Fibrocystic



Ductal Carcinoma



Inflammatory Cancer

Schedule Your Appointment for Medical Infrared Thermal Imaging Today!
www.illinoisthermography.com

Thermography is registered as an ADJUNCT to mammogram.
It is not a stand alone device and it does not replace mammogram or any other diagnostic device or exam.